

We're tastemakers.
 Strategically positioned for food, flavor and perishables, Northern Kentucky is also experiencing high growth and expansion in food research, manufacturing and distribution.

INDUSTRY EXPERTISE

Greater Cincinnati & Northern Kentucky are the

3

most competitive location in North America for food and beverage production.
 (Source: World's Most Competitive Cities, Site Selection, 2017)

COST

Northern Kentucky offers

\$

a lower cost business climate than other metros that specialize in food including Dallas, Chicago & Atlanta (Source: KPMG Competitive Alternatives Report, 2016)

LOCATION IN THE COUNTRY

1


for population served within one day's drive
 Source: Claritas

REACH FARTHER

REACH FARTHER: Northern Kentucky is within a one-day's drive or 90-minute flight of two-thirds of the US population. (Claritas, 2016)

MAJOR REGIONAL EMPLOYERS

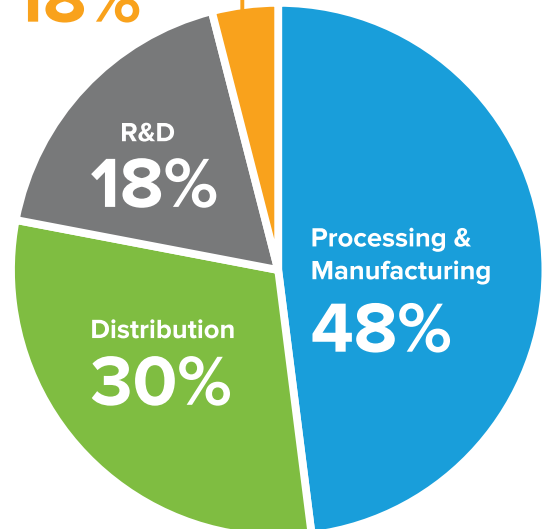
- ADM Global Technology Center
- Castellini Company
- Club Chef
- Frutarom
- General Mills
- Givaudan Flavors
- Kellogg Snacks
- Kroger
- Lyons Magnus
- Mane
- McLane Food Service
- Newly Weds Foods
- Perfetti Van Melle USA
- Schwan's Global Supply Chain
- Tyson Foods / Hillshire Brands
- WILD Flavors
- ZoomEssence



BREAKDOWN OF FOOD & FLAVOR CLUSTER

Technology & Shared Services











18%



WORKFORCE AVAILABILITY

With a labor shed of over **1.1 million people** and **10,000+ people** currently employed directly in food and flavoring, Northern Kentucky and Greater Cincinnati offer a strong core of professional and production workers for every phase of food and flavor production, packaging and distribution.

Food & Flavor Occupations in the Cincinnati MSA

Title	# of Employees	Average Annual Wages	Location Quotient	Average Annual % Change in Employment	
				Cincinnati USA	USA
 Industrial Engineers	3,477	\$93,500	1.89	2.2%	1.0%
 Mechanical Engineers	2,576	\$79,800	1.25	2.0%	1.1%
 Chemists	980	\$70,200	1.55	1.8%	1.2%
 Chemical Technicians	871	\$43,300	1.80	1.7%	0.9%
 Biological Technicians	840	\$44,400	1.53	3.0%	1.6%
 Industrial Engineering Technicians	670	\$66,300	1.53	2.7%	0.8%
 Mechanical Engineering Technicians	390	\$50,300	1.16	2.5%	1.1%
 Chemical Engineers	331	\$80,700	1.35	0.8%	0.8%
 Food Scientists and Technologists	211	\$67,200	1.84	3.7%	2.1%
 Food & Flavor Occupations	10,348	\$75,300	1.54	2.2%	1.1%

Source: JobsEQ, 2017



RECENT ANNOUNCEMENTS

Kroger
\$60M | 100 jobs

New Riff Distilling
\$12.4M | 46 jobs

Perfetti Van Melle
\$11M | 70 jobs

ADM
\$8.9M | 200 jobs

Tyson Foods
\$3.7M | 23 jobs

Avure Technologies
\$2.9M | 14 jobs

Double Double D
\$2.4M | 25 jobs

KY is
a right-to-work
state Cincinnati MSA
unionization
rate = 9.8%
(national = 10.7%)

Cincinnati MSA
LABOR FORCE
participation
rate = 66%
(national = 63%)

174,000+
total graduates
within 100 miles of
Cincinnati MSA

33%
of those aged
25-64 have a
bachelor's degree
in Cincinnati MSA